



What's New in IntelliStat 6.x

Overview

IntelliStat 6 looks to improve in two (2) major areas: Usability and Performance.

Usability is accomplished with a complete redesign of the drilldown application, including a more intuitive, wizard-like drilling interface that guides users through their financial inquiry.

Performance has been improved by replacing the IntelliStat nightly build and summarization routine (i.e. the Posting phase) with a new engine written entirely in C#. The posting phase is the largest portion of the warehouse nightly refresh, and thus has the biggest impact on run times. The 6.0 release should yield 30-50% faster overall run times.

IntelliStat Drill Down

The 6.0 release was written to enhance usability in the drilldown application. Previously, users may have been presented with multiple "paths" (i.e. by Billing Timekeeper, by Working Timekeeper) that appear under the Drilldowns and Lookups area. Under each path, users could have up to four (4) "levels" (i.e., firm, office, department, & timekeeper). Any additional levels (i.e., practice group or title) would require a new path be configured. Although functional and provided users with the data they needed, it meant having multiple areas to drill into, thus reducing usability. IntelliStat 6 has eliminated the paths and levels concept altogether, replacing it with a single selection window that displays what "keys" or datasets users were given access to.

This release also enhances the main statistic screen by allowing greater flexibility in how financial data is organized and disseminated to the end users. No longer are you limited to just the four (4) statistic types (Fees, Costs, Unbilled, and A/R) or the 3 time dimensions (MTD, YTD, and HOR). Now, we can present any dataset available in any fashion or dimension we want. This addresses any data sharing policies or restrictions you want to enforce, whether it is an open policy where the majority of financial data is shared to all users or a restrictive firm who only share a key set of financial data to specific individuals.

Other usability enhancements added into this release include:

- Elimination of ActiveX controls required for Excel and PDF export in the drilldown module. Updating Internet Explorer's security settings is no longer needed on a user by user basis.
- Elimination of the drilldown 'Back' button. Internet Explorer's 'Back' button is now fully supported
- Dynamic statistic switch. Users no longer have to back to the main screen
- Main screen buttons (i.e., M, I, T, H, R, S) have been relocated into the "key" selection window, and simply considered another drilldown dataset.
- Fixed headers on drilldown detail screens.

What's New in IntelliStat 6.x

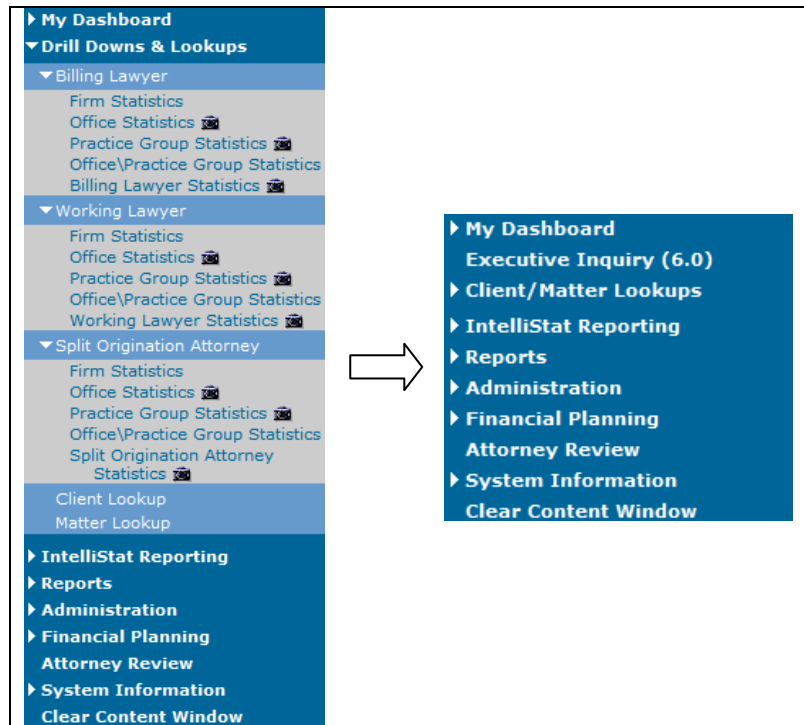


Figure 1: Comparison of 5.1 menu with multiple paths and levels vs 6.0 menu with single point of drilling

IDD 6.0 Main Statistics			
Active Period	Stat Group	Active Path	Currency
0109	BASIC STATS	Working Attorney	US Dollars
Working Attorney Statistics Firm-Wide			
Active Period: 0109 - January 2009			
Statistics	MTD	YTD	R12
Fee Statistics (Click for Snapshot) - Last Timecard 01/29/2009			
Billable Hours Worked	911.10	911.10	1,803,706.65
Fees Worked at Matter Rates	300,038.34	300,038.34	599,536,349.25
Fees Billed - Actual	17,223,266.13	17,223,266.13	642,399,239.40
Fees Written Down	763,798.46	763,798.46	37,150,233.10
Fees Collected	13,288,486.00	13,288,486.00	630,411,177.89
Fees Written Off	407,882.28	407,882.28	25,636,944.73
Cost Statistics (Click for Snapshot) - Last Cost 01/31/2009			
Costs Incurred	66,426.01	66,426.01	74,975,531.16
Costs Billed	2,077,877.32	2,077,877.32	81,979,462.59
Costs Collected	1,816,228.44	1,816,228.44	85,134,124.52
Costs Written Off	18,954.97	18,954.97	1,078,787.06
Accounts Receivable (Click for Snapshot) - Last Bill 01/31/2009 - Last Pay 01/31/2009			
A/R Fees	104,442,113.58		
A/R Costs	12,671,518.41		
Total A/R	117,717,030.65		
Unbilled Time and Cost (Click for Snapshot)			
Unbilled Fees	63,314,444.97		
Unbilled Costs	7,741,048.81		
Total Unbilled	71,055,493.78		

Figure 2: Main screen that shows has a wide range of financial data

What's New in IntelliStat 6.x

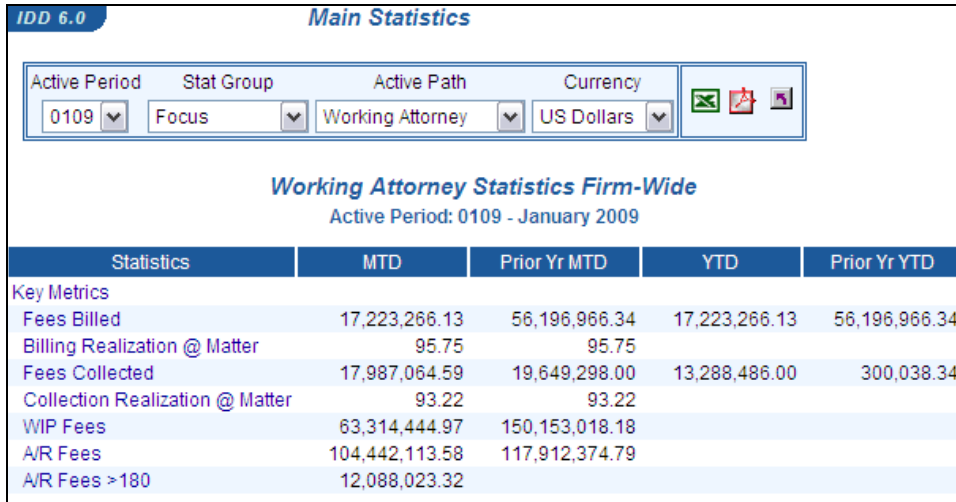


Figure 3: Main screen that has been restricted to just a few key metrics and a quick comparison of results of the previous year.

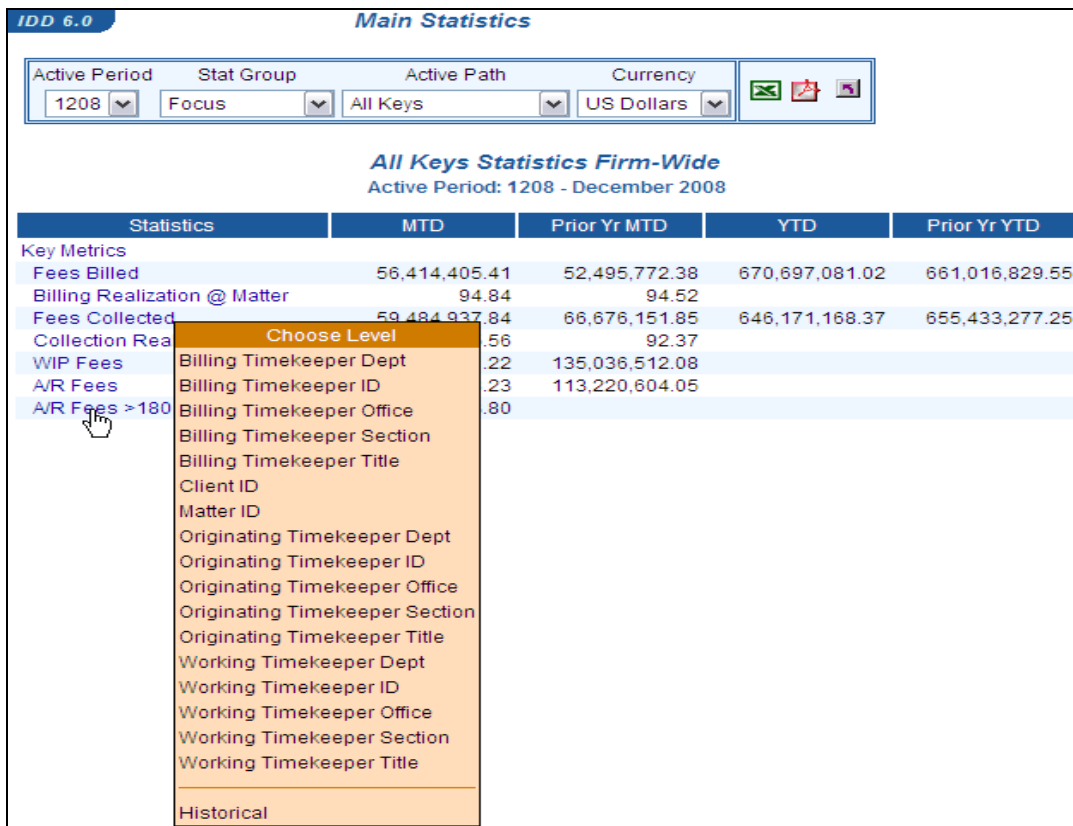


Figure 4: Intuitive wizard-like drilldown selection window

What's New in IntelliStat 6.x

IDD 6.0 Total Hours Worked

Active Period: 0109 | Statistics: Total Hours Worked | Active Path: Working Attorney | Currency: US Dollars | Top - 0=all: 50 | Zero Suppress: No | Scroll:

By Timekeeper
Top 50 of 3000

Code	Timekeeper	MTD	YTD	R12
LCB	Borja, Larry C.	154.80	154.80	2,274.36
DTR3	Reeves, Diane T.	112.80	112.80	533.70
BEM	Midas, Bart E.	94.80	94.80	1,805.88
MSW1	Woods, Marie S.	67.20	67.20	2,161.14
HQL	Lacey, Henry Q.	63.00	63.00	1,072.80
BDL	Leenerts, Belinda D.	51.60	51.60	449.82
MKT1	Thomas, Marie K.	43.44	43.44	1,675.92
JTS6	Salopek, Jim T.	41.16	41.16	1,598.40
HHL1	Loesinger, Harold H.	38.10	38.10	301.62
PZS	Sanderson, Peters Z.	34.32	34.32	2,062.20
HVR	Ripley, Harold V.	24.00	24.00	1,261.62
JYT2	Tracy, Jacqueline Y.	23.10	23.10	2,483.76
JPR1	Riedel, Jeffrey P.	22.80	22.80	152.40
CJV	Vanderbilt, Craig J.	22.20	22.20	1,973.04
PSB	Boon, Peter S.	17.28	17.28	1,739.88
DZP1	Perry, David Z.	16.50	16.50	405.60
MVO	Orwell, Mary V.	13.80	13.80	521.10
DAB2	Bjorkland, Dennis A.	13.50	13.50	1,633.80
GJA	Arce, Greg J.	10.50	10.50	1,923.54
DMV	Varanini, Diana M.	7.50	7.50	1,557.00
GQS	Skagg, Gabe Q.	6.00	6.00	1,874.48
JXL	Larkin, Joanne X.	6.00	6.00	144.60
WLR	Rogers, Whitney L.	5.40	5.40	1,933.50

Figure 5: Ability to switch statistics while drilling, and freeze the headers when the results span across multiple pages.

System Requirements

IntelliStat versions required for upgrade:

IntelliStat Drill-down v5.1
IntelliStat Warehouse v3.1

Server Platform

Windows 2000 Standard & Enterprise
Windows 2003 Standard & Enterprise

Database Platform

Microsoft SQL Server 2005 Standard & Enterprise

Browser Support

Internet Explorer 6.0 and higher